

UNITED STATES  
SECURITIES AND EXCHANGE COMMISSION  
Washington, D.C. 20549

**FORM 8-K**

**CURRENT REPORT**

**PURSUANT TO SECTION 13 OR 15(D) OF THE  
SECURITIES EXCHANGE ACT OF 1934**

**Date of Report (Date of earliest event reported): June 6, 2023 (June 6, 2023)**

**Global Medical REIT Inc.**

(Exact name of registrant as specified in its charter)

**Maryland**  
(State or Other Jurisdiction  
of Incorporation)

**001-37815**  
(Commission  
File Number)

**46-4757266**  
(I.R.S. Employer  
Identification No.)

**7373 Wisconsin Avenue, Suite 800  
Bethesda, MD  
20814**

(Address of Principal Executive Offices)  
(Zip Code)

**(202) 524-6851**  
(Registrant's Telephone Number, Including Area Code)

**Not Applicable**  
(Former name or former address, if changed since last report)

Check the appropriate box below if the Form 8-K filing is intended to simultaneously satisfy the filing obligation of the registrant under any of the following provisions:

- Written communications pursuant to Rule 425 under the Securities Act (17 CFR 230.425)
- Soliciting material pursuant to Rule 14a-12 under the Exchange Act (17 CFR 240.14a-12)
- Pre-commencement communications pursuant to Rule 14d-2(b) under the Exchange Act (17 CFR 240.14d-2(b))
- Pre-commencement communications pursuant to Rule 13e-4(c) under the Exchange Act (17 CFR 240.13e-4(c))

Securities registered pursuant to Section 12(b) of the Act:

<b>Title of each class:</b>	<b>Trading Symbols:</b>	<b>Name of each exchange on which registered:</b>
Common Stock, par value \$0.001 per share	GMRE	NYSE
Series A Preferred Stock, par value \$0.001 per share	GMRE PrA	NYSE

Indicate by check mark whether the registrant is an emerging growth company as defined in Rule 405 of the Securities Act of 1933 (17 CFR §230.405) or Rule 12b-2 of the Securities Exchange Act of 1934 (17 CFR §240.12b-2).

Emerging growth company

If an emerging growth company, indicate by check mark if the registrant has elected not to use the extended transition period for complying with any new or revised financial accounting standards provided pursuant to Section 13(a) of the Exchange Act.

**Item 7.01 Regulation FD Disclosure.**

On June 6, 2023, Global Medical REIT Inc. (the “Company”) updated a presentation concerning the Company on its website, www.globalmedicalreit.com, on the “Investors” page. A copy of the investor presentation is furnished as Exhibit 99.1 to this Current Report on Form 8-K and is incorporated herein solely for purposes of this Item 7.01 disclosure. Such investor presentation shall not be deemed “filed” for any purpose, including for the purposes of Section 18 of the Securities Exchange Act of 1934, as amended (the “Exchange Act”), or otherwise subject to the liabilities of that Section. The information in this Item 7.01, as well as Exhibit 99.1, shall not be deemed incorporated by reference into any filing under the Securities Act of 1933, as amended, or the Exchange Act regardless of any general incorporation language in such filing.

**Item 9.01 Financial Statements and Exhibits.**

(d) Exhibits

Exhibit No. Description

---

[99.1](#) [Investor Presentation dated June 6, 2023.](#)

104 Cover Page Interactive Data File (embedded within the Inline XBRL document)

---

**SIGNATURES**

Pursuant to the requirements of the Securities Exchange Act of 1934, the registrant has duly caused this report to be signed on its behalf by the undersigned hereunto duly authorized.


**Global Medical REIT Inc.**

By: /s/ Jamie A. Barber

Jamie A. Barber  
Secretary and General Counsel

Date: June 6, 2023

---



**NIMBLE  
TENACIOUS.  
DISCIPLINED.**

Investor Presentation

June 2023

---

# MISSION STATEMENT AND STRATEGY

Our primary mission is to attain earnings growth and dividend stability by maximizing the investment spread in our healthcare real estate assets.

Our strategies to achieve this mission are as follows:

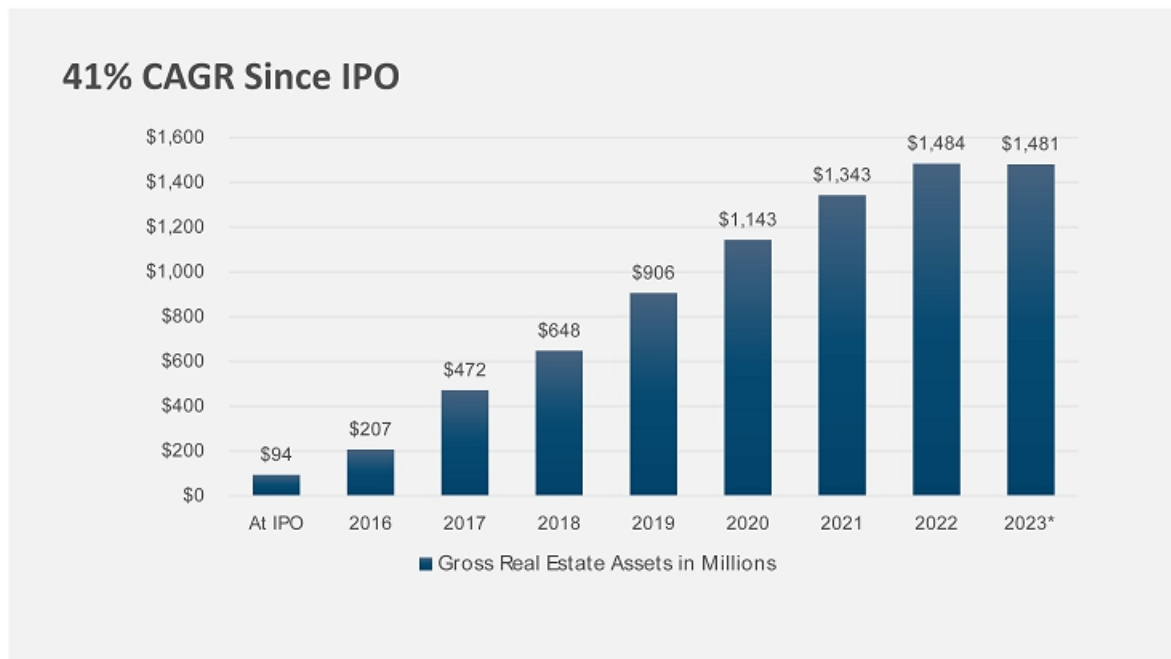
- **Asset Type** - primarily invest in off-campus medical office and post-acute, in-patient medical facilities;
- **Asset Yield** - acquire properties with acquisition capitalization rates of between 7.5% to 8.0%;
- **Tenants** – acquire properties that are tenanted by profitable national or regional healthcare systems or physician groups; and
- **Management** – utilize our experienced management team to operate our company and portfolio to maximize returns to investors.

# A STRATEGY THAT DELIVERS VALUE



\*Based on closing price of the Company's common stock of \$8.89 on June 2, 2023. All other data as of March 31, 2023.

# PROVEN ACQUISITION PERFORMANCE



\* As of March 31, 2023.

# HIGH PERFORMING REAL ESTATE AT THE FOREFRONT OF HEALTHCARE

# 4.9M

Net Leasable Area (SF)  
(as of March 31, 2023)

## 188

BUILDINGS

## 274

TENANTS

## 97%

OCCUPANCY

## 4.1X

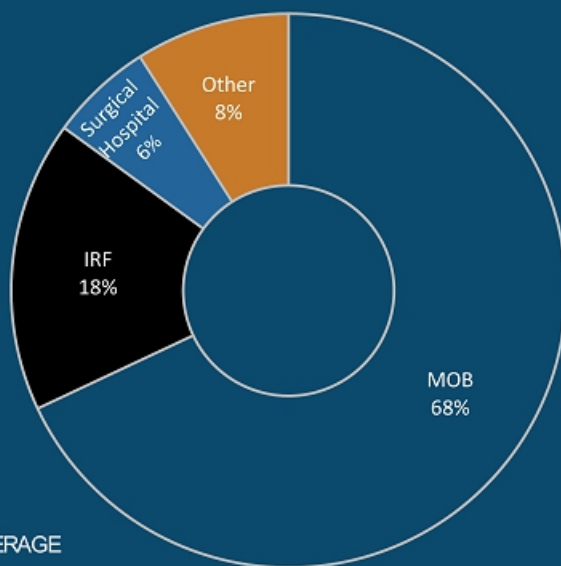
RENT COVERAGE

## 2.1%

WEIGHTED AVERAGE  
RENT ESCALATIONS

## 6.0

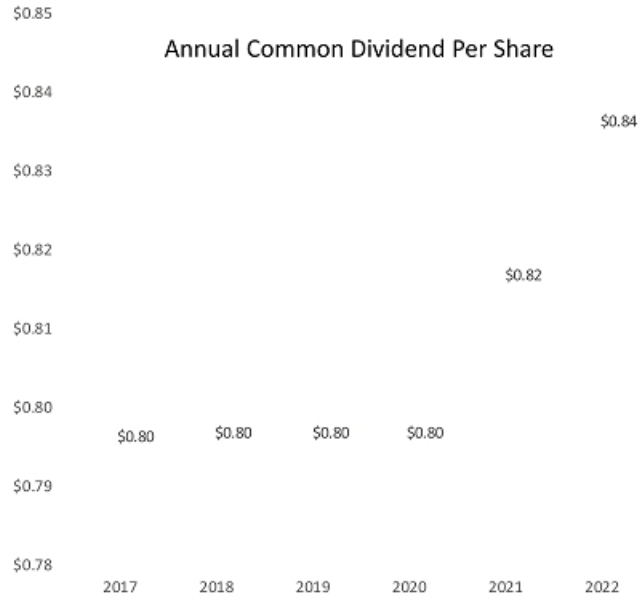
WEIGHTED AVERAGE  
LEASE TERM



\*Occupancy and asset type percentages are based on annualized base rent as of March 31, 2023.

# STABLE AND GROWING DIVIDEND\*

- Strong dividend yield of 9.4% in rising interest rate environment.
- Stable cash flow with 97% portfolio occupancy.
- No dividend reductions during the COVID pandemic due to strong tenant base.

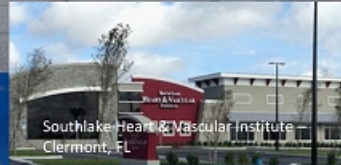


\*Based on closing price of the Company's common stock of \$8.89 on June 2, 2023. Portfolio occupancy data as of March 31, 2023.



# INVESTING IN THE FUTURE OF HEALTHCARE

Mission Health – Livonia, MI



Southlake Heart & Vascular Institute  
Clermont, FL



City Hospital at White Rock – Dallas, TX



Encompass – Mesa, AZ

# A DISTINCT APPROACH

## DISCIPLINED MARKET SELECTION

- Bedroom communities
- Secondary markets with favorable demand drivers
- Positioned to benefit from decentralization trends



## STRINGENT UNDERWRITING AND DUE DILIGENCE

- Uncover high retention/patient-centric acquisition opportunities
- Sustainable cash flows
- Attractive lease coverage ratios



## RIGOROUS TENANT AND FACILITY IDENTIFICATION

- Healthcare systems and physician groups with a strong regional footprint
- Essential or mission-critical services
- Off-campus, purpose-built



## RESILIENT FINANCIAL STRUCTURE

- Longer-term leases
- Annual rent escalations



# INVESTING IN THE FUTURE OF HEALTHCARE

As American's choose to age in place, demand for conveniently located healthcare will continue to increase.

**90%**

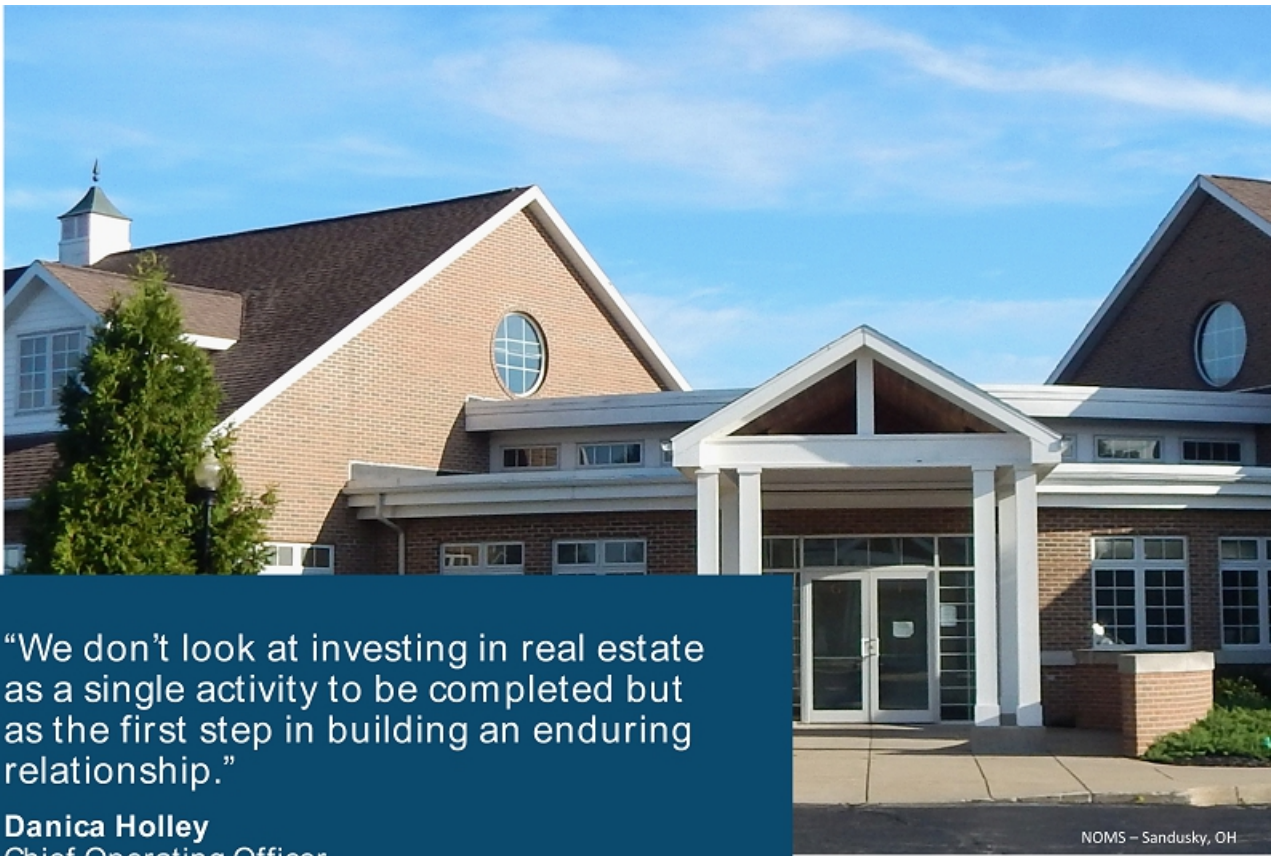
of Americans age 50 and older want to age in place.<sup>1</sup>

**65%**

of seniors between the ages of 60 and 70 find it "very easy" to live independently.<sup>2</sup>

1) Source: WebMD

2) Source: aginginplace.org



“We don’t look at investing in real estate as a single activity to be completed but as the first step in building an enduring relationship.”

**Danica Holley**  
Chief Operating Officer

# STRONG, DIVERSE HEALTHCARE TENANT BASE

## NOT-FOR-PROFIT HEALTH SYSTEMS AFFILIATIONS



## FOR-PROFIT SYSTEMS AFFILIATIONS AND SURGICAL OPERATOR PARTNERSHIPS




## DOMINANT LOCAL PHYSICIAN GROUPS





“With an attentive, flexible and creative approach, Global Medical REIT worked with us to structure a transaction that met our goals and helped propel our growth. GMRE has been a helpful partner and resource since our closing.”

**David Harano**  
former CEO, Gastro One





Legent Hospital for Special Surgery – Plano, TX

“We continue to strengthen our balance sheet and improve our credit metrics to build a strong foundation for our future growth.”

**Robert Kiernan**  
Chief Financial Officer and Treasurer

# PREDOMINATELY FIXED-RATE DEBT PROFILE AND ACCESS TO MULTIPLE CAPITAL SOURCES

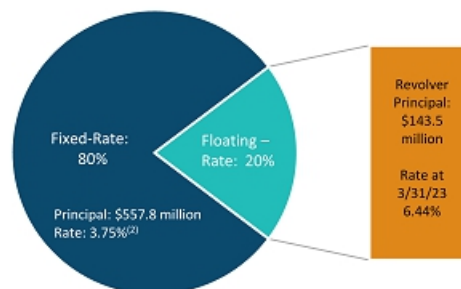
## Debt Statistics As of March 31, 2023

Total Gross Debt:	\$701 million
Fixed Rate Debt-to-Total Debt:	80%
Weighted Average Interest Rate:	4.28%
Weighted Average Maturity:	3.7 years

Liquidity Profile*	
Capital Source	Availability
Unutilized Revolver Capacity	\$252 million
Unutilized Common Equity ATM Capacity	\$298 million

\* As of June 2, 2023

## Fixed-to-Floating Rate Debt<sup>(1)</sup>



(1) Due to the Company's forward swap structures, the weighted average interest rate on fixed debt will improve over the next few years. Weighted average interest rates on the Company's fixed debt are expected to decrease to approximately 3.67% in 2023, 3.50% in 2024, and 3.43% in 2025, based on the Company's current leverage.



# INSTITUTIONAL KNOWLEDGE, HANDS-ON APPROACH



**Jeffrey Busch—Chairman, Chief Executive Officer and President**

20+ years of experience in healthcare, real estate development, management and investment

---



**Robert Kiernan—Chief Financial Officer and Treasurer**

30+ years of experience in financial accounting, reporting and management, with extensive experience in SEC reporting and SOX compliance

---



**Alfonzo Leon—Chief Investment Officer**

20+ years of experience in real estate finance and has completed \$3 billion of transactions

---



**Danica Holley—Chief Operating Officer**

20+ years of management and business development experience

---



**Jamie Barber—General Counsel and Corporate Secretary**

15+ years of experience with SEC compliance and reporting matters, corporate governance, investment banking and REIT-related capital markets

---

# HIGHLY SKILLED AND DIVERSE BOARD

**Jeffrey Busch—Chairman, Chief Executive Officer and President**

20+ years of experience in healthcare, real estate development, management and investment.

**Matthew Cypher, PH.D—ESG Committee Chair, Nominating and Governance Committee Member**

Professor at Georgetown University's McDonough School of Business where he serves as the director of the Real Estate Finance Initiative.

**Henry Cole—Lead Independent Director, Compensation Committee Chair, Audit Committee Member**

40+ years of successful executive management and implementation of health and medical programs involving innovations in technology, market development and service delivery.

**Paula Crowley—Audit Committee Member, Compensation Committee Member, ESG Committee Member**

40+ years of real estate experience including co-founding Anchor Health Properties in 1987, now Brinkman Management and Development.

**Ronald Marston—Nominating and Governance Committee Chair, Compensation Committee Member**

40+ years of experience in healthcare and is known as an international authority on healthcare systems and trends.

**Lori Wittman—Audit Committee Chair, Nominating and Governance Committee Member, ESG Committee Member**

Decades of experience in senior finance and capital market positions at leading REITs and healthcare real estate development companies.

**Zhang Huiqi—Director**

Serves as non-Executive Director of Xingye Wulian Service Group Co. Ltd, and the supervisor for Henan Hongguang Real Estate Limited and Henan Zensun Corporate Development Group Company Limited.

# COMMITTED TO CORPORATE RESPONSIBILITY

- Working with tenants to improve energy consumption, carbon emissions and efficiency
- Board of Directors formed an ESG Committee for oversight of corporate sustainability issues
- Continue to improve Company's GRESB score
- Completed an Employee Engagement Survey to capture information on employee engagement, demographic data, and work satisfaction
- Board of Directors - 43% women and historically underrepresented minorities
- Member of National Association of Corporate Directors



# FORWARD LOOKING STATEMENT

Certain statements contained herein may be considered "forward-looking statements" within the meaning of the Private Securities Litigation Reform Act of 1995, and it is the Company's intent that any such statements be protected by the safe harbor created thereby. These forward-looking statements are identified by their use of terms and phrases such as "anticipate," "believe," "could," "estimate," "expect," "intend," "may," "should," "plan," "predict," "project," "will," "continue" and other similar terms and phrases, including references to assumptions and forecasts of future results. Except for historical information, the statements set forth herein including, but not limited to, any statements regarding our earnings, our liquidity, our tenants' ability to pay rent to us, expected financial performance (including future cash flows associated with new tenants or the expansion of current properties), future dividends or other financial items; any other statements concerning our plans, strategies, objectives and expectations for future operations and future portfolio occupancy rates, our pipeline of acquisition opportunities and expected acquisition activity, including the timing and/or successful completion of any acquisitions and expected rent receipts on these properties, our expected disposition activity, including the timing and/or successful completion of any dispositions and the expected use of proceeds therefrom, and any statements regarding future economic conditions or performance are forward-looking statements. These forward-looking statements are based on our current expectations, estimates and assumptions and are subject to certain risks and uncertainties. Although the Company believes that the expectations, estimates and assumptions reflected in its forward-looking statements are reasonable, actual results could differ materially from those projected or assumed in any of the Company's forward-looking statements. Additional information concerning us and our business, including additional factors that could materially and adversely affect our financial results, include, without limitation, the risks described under Part I, Item 1A - Risk Factors, in our Annual Report on Form 10-K, our Quarterly Reports on Form 10-Q, and in our other filings with the SEC. You are cautioned not to place undue reliance on forward-looking statements. The Company does not intend, and undertakes no obligation, to update any forward-looking statement.

This presentation includes information regarding certain of our tenants, which are not subject to SEC reporting requirements. The information related to our tenants contained in this report was provided to us by such tenants or was derived from publicly available information. We have not independently investigated or verified this information. We have no reason to believe that this information is inaccurate in any material respect, but we cannot provide any assurance of its accuracy. We are providing this data for informational purposes only.

# DISCLOSURES

## **Rent Coverage Ratio and Other Matters**

For purposes of calculating our portfolio weighted-average EBITDARM coverage ratio ("Rent Coverage Ratio"), we excluded credit-rated tenants or their subsidiaries for which financial statements were either not available or not sufficiently detailed. These ratios are based on latest available information only. Most tenant financial statements are unaudited and we have not independently verified any tenant financial information (audited or unaudited) and, therefore, we cannot assure you that such information is accurate or complete. Certain other tenants (approximately 20% of our portfolio) are excluded from the calculation due to (i) lack of available financial information or (ii) small tenant size. Additionally, included within 20% of non-reporting tenants is Pipeline Healthcare, LLC, which filed for Chapter 11 bankruptcy protection in October of 2022. Additionally, our Rent Coverage Ratio adds back physician distributions and compensation. Management believes all adjustments are reasonable and necessary.

Additionally, the recently announced Chapter 11 reorganizations of Envision Healthcare and GenesisCare are not expected to have a material effect on the Company's business or portfolio.

## **Additional Information**

The information in this document should be read in conjunction with the Company's Annual Report on Form 10-K, Quarterly Reports on Form 10-Q, Current Reports on Form 8-K, and other information filed with, or furnished to, the SEC. You can access the Company's reports and amendments to those reports filed or furnished to the SEC pursuant to Section 13(a) or 15(d) of the Exchange Act in the "Investor Relations" section on the Company's website ([www.globalmedicalreit.com](http://www.globalmedicalreit.com)) under "SEC Filings" as soon as reasonably practicable after they are filed with, or furnished to, the SEC. The information on or connected to the Company's website is not, and shall not be deemed to be, a part of, or incorporated into, this Earnings Supplemental. You also can review these SEC filings and other information by accessing the SEC's website at <http://www.sec.gov>.

Certain information contained in this package, including, but not limited to, information contained in our Top 10 tenant profiles is derived from publicly-available third-party sources. The Company has not independently verified this information and there can be no assurance that such information is accurate or complete.